



**2018 OUTLANDER PHEV SEL S-AWC
4-DOOR SUV
RUBY BLACK PEARL / BLACK**

2.0L MIVEC W/ TWIN ELECTRIC MOTORS
1 SPEED TRANSMISSION
50-STATE EMISSIONS STANDARD

Mechanical Features

- 12 kWh Lithium-ion main drive battery
- 120-volt charging cable, switchable 8A/12A
- 120V/240V charging system
- DC Fast Charge capability
- Regenerative Braking System (RBS) with steering mounted paddle shifters
- Main battery warming system
- Charge door light and lid locking system
- Acoustic Vehicle Alert System
- 2.0L DOHC MIVEC range extender engine
- 60kW Twin AC synchronous electric motors
- Single speed, fixed reduction gear
- Twin Motor Super All-Wheel Control (S-AWC)

Exterior Features

- LED running lights
- Fog lights
- Auto on/off headlights
- LED Rear combination tail lights
- Chrome beltline molding
- Dark chrome grille accents
- Color-keyed, heated, power folding side-view mirrors with turn indicators
- Front windshield rain-sensing wipers
- Windshield wiper de-icer
- Rear privacy glass
- Silver roof rails
- PHEV badges
- 18-inch two-tone alloy wheels
- Emergency tire repair kit

Interior Features

- Color multi-information display
- High-contrast meters
- Energy Meter (Charge, ECO, Power)
- Dual-visor vanity mirrors with illumination
- Front courtesy floor lights
- Front map lights
- Center dome light
- Cargo light
- Premium leather seating surfaces
- Heated front seats
- 8-way power adjustable driver's seat
- 8-way power adjustable front passenger seat
- 60/40 split fold-down rear seats with reclining adjustments
- Leather-wrapped steering wheel
- Tilt and telescopic steering wheel
- Gloss black-line accent panels

Convenience Features

- 7.0" Smartphone Link Display Audio (SDA) System
- Apple CarPlay™ and Android Auto™ Compatibility
- SiriusXM® Satellite Radio with 3-month subscription
- Digital HD Radio®
- Six speakers
- Bluetooth® wireless technology
- Steering wheel audio controls
- Steering wheel phone controls

Convenience Features (cont'd)

- Steering wheel voice controls
- Dual USB ports
- Rearview camera
- Twin Motor S-AWC Drive mode selector
- Electric shift lever
- EV Drive mode switches (EV Priority, Charge, Save)
- Smartphone EV remote capability
- Dual-zone automatic climate control
- Electric heater
- Cruise Control
- FAST-Key passive entry system with push button start and panic feature
- Power remote liftgate
- Power windows with driver's auto up/down
- 12-volt accessory outlets
- Auto-dimming rearview mirror with Homelink®
- Sunglass Holder (n/a with sunroof)
- Rear seat center armrest with cupholders
- Underfloor cargo area storage
- Cargo tie-down utility hooks

Safety & Security

- Electric parking brake w/ auto hold
- Anti-lock Braking System (ABS) with Electronic Brakeforce Distribution (EBD) and Brake Assist (BA)
- Traction Control Logic (TCL)
- Active Stability Control (ASC)
- Hill Start Assist (HSA)
- Tire Pressure Monitoring System (TPMS)
- Blind Spot Warning (BSW) with Rear Cross Traffic Alert (RCTA) and Lane Change Assist (LCA)
- Advanced dual-stage SRS front airbags
- Front seat-mounted side airbags
- Side curtain airbags
- Driver's knee airbag
- LATCH child-restraint system
- Child safety rear door locks
- Anti-theft alarm system
- RISE body construction

Additional Equipment

Full Tank of Gas	INCLUDED
Ruby Black Pearl	\$295.00
Accy Tonneau Cover	\$190.00
Accy Carpeted Floor Mats and Portfolio	\$135.00
Accy LED Foglights	\$350.00

MSRP*	\$34,595.00
Total Additional Equipment:	\$970.00
Subtotal:	\$35,565.00
Destination/Handling:	\$995.00
Total MSRP*	\$36,560.00

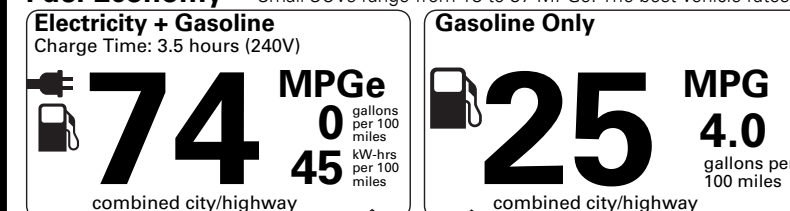
*MSRP (Manufacturer's Suggested Retail Price)

Visit us at www.mitsubishicars.com

EPA DOT Fuel Economy and Environment

Plug-In Hybrid Vehicle
Electricity-Gasoline


Fuel Economy Small SUVs range from 18 to 37 MPGe. The best vehicle rates 136 MPGe.



You save \$1,000
in fuel costs over 5 years compared to the average new vehicle.




Annual fuel COST
\$1,150



Actual results will vary for many reasons, including driving conditions and how you drive and maintain your vehicle. The average new vehicle gets 27 MPG and costs \$6,750 to fuel over 5 years. Cost estimates are based on 15,000 miles per year at \$2.40 per gallon and \$0.13 per kW-hr. This is a dual fueled automobile. MPGe is miles per gasoline gallon equivalent. Vehicle emissions are a significant cause of climate change and smog.

fueleconomy.gov

Calculate personalized estimates and compare vehicles



10-year
100,000-mile
LIMITED POWERTRAIN WARRANTY

10 YEAR /100,000 MILE POWERTRAIN
7 YEAR /100,000 MILE ANTI-CORROSION/PERFORATION
5 YEAR /60,000 MILE BUMPER-TO-BUMPER
5 YEAR /UNLIMITED MILE ROADSIDE ASSISTANCE

*See participating Retailer for Limited Warranty and Roadside Assistance terms and conditions.

GOVERNMENT 5-STAR SAFETY RATINGS

This vehicle has not been rated by the government for overall vehicle score, frontal crash, side crash, or rollover risk.

Source: National Highway Traffic Safety Administration (NHTSA).
www.safercar.gov or 1-888-327-4236

Parts Content Information

For vehicles in this carline:
U.S./Canadian Major Sources of Parts Content: Foreign Parts Content:
0% JAPAN 96%

For this vehicle:
Final Assembly Point: OKAZAKI, JAPAN
Country of Origin: JAPAN
Engine: JAPAN
Transmission: JAPAN

Note: Parts content does not include final assembly, distribution, or other non-parts costs.



Cumulative Accessory Weight is 10.0 lbs
Method of Transport: RAIL
Plant/Port of Entry: TACOMA, WA
VIN : JA4J24A56JZ055222
Route Code : RKC

Gasoline, license and title fees, applicable federal, state and local taxes and dealer and distributor installed options and accessories are not included in the manufacturer's suggested retail price. This label has been applied to this vehicle pursuant to federal law and cannot be moved or altered prior to delivery to the ultimate purchaser.

Cumulative Accessory Weight is 10.0 lbs